



Brachycephalic Fit-To-Fly assessment

Name of Veterinarian:	Country/State:
Registration/License #:	Vet Phone contact:

Name of Owner:		Owner Phone contact:	
Name of Pet	Breed:	Age:	
Microchip #:	Weight: ____ kg	Colour:	Male / Female

<b>Travel Plan</b>	Anticipated Date of Travel:	Total Flight duration:
Departure Airport:	Destination Airport:	Transit? Y /N Transit Airport:

**Section A**

History of chronic medical conditions

- Congestive Heart failure: (requiring Furosemide therapy)  Yes: Automatically classed as Grade III
- Epilepsy / Seizures:(On treatment, however unstable with > one seizure every three months)  Yes: Automatically classed as Grade III

Clinical examination:

- |   |                                   |
|---|-----------------------------------|
|   | <b>Score</b>                      |
| • Nostrils: <input type="checkbox"/> Open   | Score: 0 <input type="checkbox"/> |
| <input type="checkbox"/> Mild stenosis  | Score: 0 <input type="checkbox"/> |
| <input type="checkbox"/> Moderate stenosis  | Score: 2 <input type="checkbox"/> |
| <input type="checkbox"/> Severe stenosis<br><small>(see guidance notes for grading instructions)</small>  | Score: 3 <input type="checkbox"/> |
| • Body condition score (BCS): <input type="checkbox"/> 1 <input type="checkbox"/> 2 <input type="checkbox"/> 3  | Score: 0 <input type="checkbox"/> |
| <input type="checkbox"/> 4 <input type="checkbox"/> 5 <input type="checkbox"/> 6  | Score: 0 <input type="checkbox"/> |
| <input type="checkbox"/> 7 <input type="checkbox"/> 8 <input type="checkbox"/> 9<br><small>(See attached Body condition score chart for grading instructions)</small> | Score: 2 <input type="checkbox"/> |
| • Crate Temperament: <input type="checkbox"/> Calm  | Score: 0 <input type="checkbox"/> |
| <input type="checkbox"/> Excited, but settles quickly   | Score: 0 <input type="checkbox"/> |
| <input type="checkbox"/> Extremely excitable or anxiety<br><small>(see guidance notes for further information)</small>  | Score: 2 <input type="checkbox"/> |

**Score Section A**

Brachycephalic Fit-To-Fly assessment

<b>Section B</b>	<b>Section C</b>																																										
<p><b>Resting Examination:</b></p> <ul style="list-style-type: none"> <li>• Respiratory patterns:               <table style="display: inline-table; vertical-align: top; margin-left: 10px;"> <tr> <td><input type="checkbox"/> Normal</td> <td>Score: 0</td> <td><input type="checkbox"/></td> </tr> <tr> <td><input type="checkbox"/> Inspiratory effort<sup>1</sup></td> <td>Score: 3</td> <td><input type="checkbox"/></td> </tr> <tr> <td><input type="checkbox"/> Dyspnoea</td> <td>Score: 4</td> <td><input type="checkbox"/></td> </tr> </table> </li>   <li>• Stertor/Stridor<sup>2</sup>:               <table style="display: inline-table; vertical-align: top; margin-left: 10px;"> <tr> <td><input type="checkbox"/> Not audible</td> <td>Score: 0</td> <td><input type="checkbox"/></td> </tr> <tr> <td><input type="checkbox"/> Mild</td> <td>Score: 2</td> <td><input type="checkbox"/></td> </tr> <tr> <td><input type="checkbox"/> Moderate</td> <td>Score: 4</td> <td><input type="checkbox"/></td> </tr> <tr> <td><input type="checkbox"/> Severe</td> <td>Score: 6</td> <td><input type="checkbox"/></td> </tr> </table> </li> </ul> <p style="text-align: right; margin-top: 10px;"><b>Score Section B</b> <input type="checkbox"/></p>	<input type="checkbox"/> Normal	Score: 0	<input type="checkbox"/>	<input type="checkbox"/> Inspiratory effort <sup>1</sup>	Score: 3	<input type="checkbox"/>	<input type="checkbox"/> Dyspnoea	Score: 4	<input type="checkbox"/>	<input type="checkbox"/> Not audible	Score: 0	<input type="checkbox"/>	<input type="checkbox"/> Mild	Score: 2	<input type="checkbox"/>	<input type="checkbox"/> Moderate	Score: 4	<input type="checkbox"/>	<input type="checkbox"/> Severe	Score: 6	<input type="checkbox"/>	<p><b>Post Exercise Examination<sup>3</sup>:</b></p> <ul style="list-style-type: none"> <li>• Respiratory patterns:               <table style="display: inline-table; vertical-align: top; margin-left: 10px;"> <tr> <td><input type="checkbox"/> Normal</td> <td>Score: 0</td> <td><input type="checkbox"/></td> </tr> <tr> <td><input type="checkbox"/> Inspiratory effort<sup>1</sup></td> <td>Score: 3</td> <td><input type="checkbox"/></td> </tr> <tr> <td><input type="checkbox"/> Dyspnoea</td> <td>Score: 4</td> <td><input type="checkbox"/></td> </tr> </table> </li>   <li>• Stertor/Stridor<sup>2</sup>:               <table style="display: inline-table; vertical-align: top; margin-left: 10px;"> <tr> <td><input type="checkbox"/> Not audible</td> <td>Score: 0</td> <td><input type="checkbox"/></td> </tr> <tr> <td><input type="checkbox"/> Mild</td> <td>Score: 2</td> <td><input type="checkbox"/></td> </tr> <tr> <td><input type="checkbox"/> Moderate</td> <td>Score: 4</td> <td><input type="checkbox"/></td> </tr> <tr> <td><input type="checkbox"/> Severe</td> <td>Score: 6</td> <td><input type="checkbox"/></td> </tr> </table> </li> </ul> <p style="text-align: right; margin-top: 10px;"><b>Score Section C</b> <input type="checkbox"/></p>	<input type="checkbox"/> Normal	Score: 0	<input type="checkbox"/>	<input type="checkbox"/> Inspiratory effort <sup>1</sup>	Score: 3	<input type="checkbox"/>	<input type="checkbox"/> Dyspnoea	Score: 4	<input type="checkbox"/>	<input type="checkbox"/> Not audible	Score: 0	<input type="checkbox"/>	<input type="checkbox"/> Mild	Score: 2	<input type="checkbox"/>	<input type="checkbox"/> Moderate	Score: 4	<input type="checkbox"/>	<input type="checkbox"/> Severe	Score: 6	<input type="checkbox"/>
<input type="checkbox"/> Normal	Score: 0	<input type="checkbox"/>																																									
<input type="checkbox"/> Inspiratory effort <sup>1</sup>	Score: 3	<input type="checkbox"/>																																									
<input type="checkbox"/> Dyspnoea	Score: 4	<input type="checkbox"/>																																									
<input type="checkbox"/> Not audible	Score: 0	<input type="checkbox"/>																																									
<input type="checkbox"/> Mild	Score: 2	<input type="checkbox"/>																																									
<input type="checkbox"/> Moderate	Score: 4	<input type="checkbox"/>																																									
<input type="checkbox"/> Severe	Score: 6	<input type="checkbox"/>																																									
<input type="checkbox"/> Normal	Score: 0	<input type="checkbox"/>																																									
<input type="checkbox"/> Inspiratory effort <sup>1</sup>	Score: 3	<input type="checkbox"/>																																									
<input type="checkbox"/> Dyspnoea	Score: 4	<input type="checkbox"/>																																									
<input type="checkbox"/> Not audible	Score: 0	<input type="checkbox"/>																																									
<input type="checkbox"/> Mild	Score: 2	<input type="checkbox"/>																																									
<input type="checkbox"/> Moderate	Score: 4	<input type="checkbox"/>																																									
<input type="checkbox"/> Severe	Score: 6	<input type="checkbox"/>																																									
<p><sup>1</sup><b>Inspiratory effort:</b> characterized by evidence of increased effort to inhale the air in with the use of diaphragm and /or accessory muscles of respiration and/or nasal flaring with an increase in breathing rate.</p>																																											
<p><sup>2</sup><b>Respiratory noise</b> (Stertor and/or stridor) is diagnosed by pharyngolaryngeal auscultation.  <b>Mild:</b> only audible under auscultation.  <b>Moderate:</b> Intermittent audible noise that can be heard without a stethoscope.  <b>Severe:</b> Loud, constant audible noise that can be heard without</p>																																											
<p><sup>3</sup><b>Exercise Test:</b> This is designed to keep the dog active until fatigued. Depending on temperature and humidity this may only be 1-2 minutes. The dog should be encouraged to trot at 4-5 miles per hour by the assessors or owners, but not pulled on the lead. Toilet stops should be accommodated. If the dog has reasons that it cannot manage this pace (e.g. Osteoarthritis, obesity, anxiety) a fast walk should be attempted. The dog should be auscultated <u>immediately</u> following the exercise test.</p>																																											
<p>Note:</p> <ul style="list-style-type: none"> <li>• The Highest score from Section B <b>or</b> C is added to Section A score to give the Total BOAS score.</li> <li>• If the dog fails test based on section A + B score, then the exercise test is not required.</li> </ul>																																											
<p><b>Score section A:</b> <input type="checkbox"/></p> <p><b>Highest score of either section B or C:</b> <input type="checkbox"/></p> <p><b>Total BOAS Score:</b> <input type="checkbox"/></p>																																											
<p><b>Grading:</b></p> <p><b>Grade I:</b> <input type="checkbox"/> <b>0 - 2 BOAS score.</b> No significant clinical abnormalities. <b>Your dog is Fit-To-Fly.</b></p> <p><b>Grade II:</b> <input type="checkbox"/> <b>3-5 BOAS score.</b> Minor risk factors identified, however your dog is <b>Fit-To-Fly</b></p> <p><b>Grade III:</b> <input type="checkbox"/> <b>&gt; 6 BOAS score.</b> Failed assessment, not Fit-to-Fly.</p>																																											
<p>_____ Signature Veterinary Surgeon</p>	<p>_____ Date:</p>																																										







## Guidance Notes for the Veterinary Surgeon

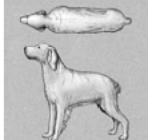



1. **Initial examination:** The dog should be kept as calm as possible with gentle restraint. If the dog is stressed, allow some time for the dog to settle. If the dog cannot be calmed, then the initial examination should be graded according to the post exercise exam (Section C). Auscultation is performed directly over the larynx from the side, avoiding any upward pressure on the pharynx and larynx. Head should be in a neutral position, not flexed.
2. **Body Condition score:** see attached AAHA BCS chart (use the 9-point system)
3. **Nasal stenosis grading:**



4. **Crate temperament test:** How a dog behaves in the travel crate can significantly affect how safely that animal travels. Anxiety or excitation can lead to dyspnoea /respiratory failure and hyperthermia. If the travel crate is not available, the test can be performed in a hospital cage at the Veterinary clinic.
5. Dogs with a history of Congestive Heart Failure (requiring Furosemide therapy) and dogs with unstable seizures/epilepsy (being medicated, but with breakthrough seizures of frequency greater than one every three months) are automatically classified Grade III (unfit to fly).
6. Professional recommendations such as weight loss programs (for dogs with BSC 7,8 9) upper respiratory tract investigation with a view to stenotic nares/ LATE/ soft palate/everted lateral ventricles surgery can be made where indicated. All these considerations will not only improve the dog's safety and comfort in flight but will also improve the dog's overall quality of life.

# Body Condition Scoring (BCS) systems

5 Point	9 Point	Description
1/5	1/9	<p><b>Dogs:</b> Ribs, lumbar vertebrae, pelvic bones and all bony prominences evident from a distance. No discernible body fat. Obvious loss of muscle mass.</p>  <p><b>Cats:</b> Ribs visible on short-haired cats; no palpable fat; severe abdominal tuck; lumbar vertebrae and wings of ilia obvious and easily palpable.</p> 
1.5/5	2/9	<p><b>Dogs:</b> Ribs, lumbar vertebrae and pelvic bones easily visible. No palpable fat. Some evidence of other bony prominence. Minimal loss of muscle mass.</p> <p><b>Cats:</b> Shared characteristics of BCS 1 and 3.</p>
2/5	3/9	<p><b>Dogs:</b> Ribs easily palpated and may be visible with no palpable fat. Tops of lumbar vertebrae visible. Pelvic bones becoming prominent. Obvious waist.</p>  <p><b>Cats:</b> Ribs easily palpable with minimal fat covering; lumbar vertebrae obvious; obvious waist behind ribs; minimal abdominal fat.</p> 
2.5/5	4/9	<p><b>Dogs:</b> Ribs easily palpable, with minimal fat covering. Waist easily noted, viewed from above. Abdominal tuck evident.</p> <p><b>Cats:</b> Shared characteristics of BCS 3 and 5.</p>
3/5	5/9	<p><b>Dogs:</b> Ribs palpable without excess fat covering. Waist observed behind ribs when viewed from above. Abdomen tucked up when viewed.</p>  <p><b>Cats:</b> Well proportioned; waist observed behind ribs; ribs palpable with slight fat covering; abdominal fat pad minimal.</p> 

5 Point	9 Point	Description
3.5/5	6/9	<p><b>Dogs:</b> Ribs palpable with slight excess fat covering. Waist is discernible viewed from above but is not prominent. Abdominal tuck apparent.</p> <p><b>Cats:</b> Shared characteristics of BCS 5 and 7.</p>
4/5	7/9	<p><b>Dogs:</b> Ribs palpable with difficulty; heavy fat cover. Noticeable fat deposits over lumbar area and base of tail. Waist absent or barely visible. Abdominal tuck may be present.</p>  <p><b>Cats:</b> Ribs not easily palpable with moderate fat covering; waist poorly distensible; obvious rounding of abdomen; moderate abdominal fat pad.</p> 
4.5/5	8/9	<p><b>Dogs:</b> Ribs not palpable under very heavy fat cover, or palpable only with significant pressure. Heavy fat deposits over lumbar area and base of tail. Waist absent. No abdominal tuck. Obvious abdominal distension may be present.</p> <p><b>Cats:</b> Shared characteristics of BCS 7 and 9.</p>
5/5	9/9	<p><b>Dogs:</b> Massive fat deposits over thorax, spine and base of tail. Waist and abdominal tuck absent. Fat deposits on neck and limbs. Obvious abdominal distention.</p>  <p><b>Cats:</b> Ribs not palpable under heavy fat cover; heavy fat deposits over lumbar area, face and limbs; distention of abdomen with no waist; extensive abdominal fat pad.</p> 



©2010 Journal of the American Animal Hospital Association. All rights reserved. Available at [aahanet.org/PublicDocuments/NutritionalAssessmentGuidelines.pdf](http://aahanet.org/PublicDocuments/NutritionalAssessmentGuidelines.pdf)



Brachycephalic Fit-To-Fly assessment  
**Pet Owner Questionnaire**

Name of Owner:		Owner Phone contact:	
Name of Pet	Breed:	Age:	
Microchip #:	Weight: _____ kg	Colour:	Male / Female

<b>Travel Plan</b>	Anticipated Date of Travel:	Total Flight duration:
Departure Airport:	Destination Airport:	Transit? Y /N Transit Airport:

You have presented your dog for a Snub – nosed Fit-To-Fly assessment. The assessor is a registered Veterinarian.

Your dog will undergo a thorough clinical examination, in particular assessing the respiratory function but also looking at other risk factors such as obesity, temperament and any pre-existing significant medical conditions.

Does your dog suffer from any of the following diseases?

• **Congestive heart failure**  
(requiring Furosemide treatment):  No  Yes: \_\_\_\_\_

• **Epilepsy/seizures**  
(requiring long term medication):  No  Yes: \_\_\_\_\_

**What is the frequency of breakthrough seizures?**  None  
 Less than one every 3 months  
 Greater than one every 3 months

**Please provide a copy of the previous medical case notes for your dog if not presenting to your regular Veterinarian.**

**Signature of Pet owner**

**Date**

\_\_\_\_\_

\_\_\_\_\_